

Frentes de Placard Corredizos

Sistema **OMEGA CLOSET RS**



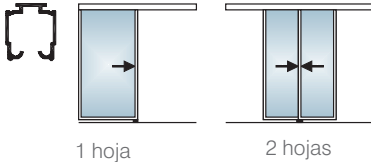
- Riel Superior: puertas colgadas
- Guía inferior puntual: sin riel inferior
- Máxima suavidad de desplazamiento
- Sin posibilidad de descarrilamiento
- Marco de hoja de gran robustez
- Con tope y freno de puerta

Medidas

| HOJAS | BASE (cm) | ALTURA (cm) |
|---------|-----------|-------------|
| 1 HOJAS | 50 a 100 | |
| 2 HOJAS | 100 a 200 | |
| 3 HOJAS | 150 a 300 | 200 a 260 |
| 4 HOJAS | 200 a 400 | |

CONFIGURACIONES

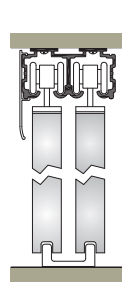
CABEZAL RIEL SIMPLE



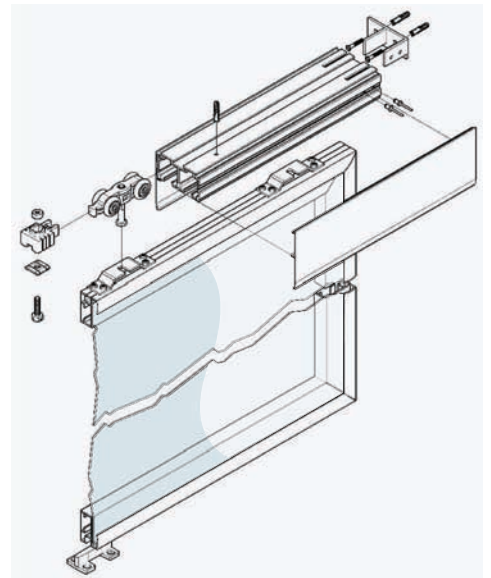
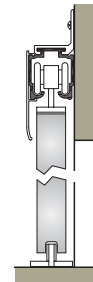
CABEZAL RIEL DOBLE



ANCLAJE SUPERIOR



ANCLAJE LATERAL




TRANSPARENTES




TRANSLUCIDOS




MELAMINAS




ESPEJOS




COVERGLASS BRILLANTE




COVERGLASS MIST



COVERGLASS SATEN



PERFILES



Aluminio extruido pintado epoxi o anodizado.
(Otros colores a pedido)